




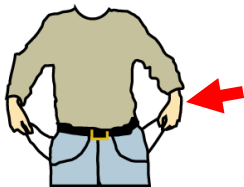
UNIDAD EDUCATIVA PARTICULAR BILINGÜE JEFFERSON
REINFORCEMENT ACTIVITIES
3rd GRADE

WORD RECALL

A. ~~LOOK~~ LOOK at the picture. WRITE its correct name.

SIGN	WING	REST	TEAM	WORLD	GIFTS	POCKET
DIG	WOLF	HINT	WOODS	THUMB	SWEAT	GIFTS
SHELF	TRIP	RUN	CURVE	SICK	CRUMPLE	










UNIDAD EDUCATIVA PARTICULAR BILINGÜE JEFFERSON
REINFORCEMENT ACTIVITIES
3rd GRADE





B. ✍️ MATCH

- | | |
|--|------------------|
| 1. A place for birds to lay their eggs | _____personality |
| 2. A small insect | _____nest |
| 3. Qualities that a person has | _____ant |
| 4. An animal related to a monkey | _____stool |
| 5. To let saliva comes out from your mouth | _____drool |
| 6. A seat with no back or arms | _____ape |
| 7. Boys, girls, or both | _____clap |
| 8. To hit your hands together | _____children |
| 9. A friend | _____everything |



UNIDAD EDUCATIVA PARTICULAR BILINGÜE JEFFERSON
REINFORCEMENT ACTIVITIES
3rd GRADE

10. All things _____pal
11. Not to win a game _____straight
12. Not curved _____lose
13. To put your hands on something _____Game
14. Activity where you play _____touch
15. The total points in a game _____spinach
16. A green vegetable _____Score
17. A place on a farm for animals _____barn
18. Warm and comfortable _____cozy
19. The presentation of a play, movie, or piece of music. _____rule
20. An instruction that tells you what you must do _____performance

C.  DRAW THE CORRECT PICTURE

1. MOPE	2. LOG	3. STICK
4. STRONG	5. LEAP	6. KNEE



UNIDAD EDUCATIVA PARTICULAR BILINGÜE JEFFERSON
REINFORCEMENT ACTIVITIES
3rd GRADE

7. STRAIGHT	8. CRY	9. LICK
10. WASH UP	11. SMELL	12. GARDEN
13. REPORTER	14. ROOT	15. NEST

D. ✍️ COMPLETE THE FOLLOWING SENTENCES (1point each).

hatch	hilarious	cookbook	serious	fragrant
-------	-----------	----------	---------	----------

1. What a good joke! You are _____.
2. I like to see how eggs _____.
3. My dad is mad about me. She looks _____.
4. Mmm... I like that soup. It smells _____.
5. My mother likes to cook using a _____.



UNIDAD EDUCATIVA PARTICULAR BILINGÜE JEFFERSON
REINFORCEMENT ACTIVITIES
3rd GRADE

hilarious serious kitten reports nest

6. That man _____ the news on TV.
7. That joke is really _____.
8. Look! There's a _____ in that tree.
9. We must be _____ when going to church.
10. I have a pet. It is a _____.

potatoes grunts apes pet beans

11. When my brother is mad, he _____.
12. My dog is a friendly and obedient _____.
13. I want to go to the zoo, so I can see a big _____.
14. My dad is cooking a _____ soup.
15. I need some _____ to make French fries.

Strong sign mitt different exercise

16. Look there in the street. There's a STOP _____.
17. All boys and girls are _____.
18. When you run, you are getting _____.
19. I can catch a ball with a _____.
20. I'm _____. I can lift that big table.



UNIDAD EDUCATIVA PARTICULAR BILINGÜE JEFFERSON
REINFORCEMENT ACTIVITIES
3rd GRADE

touch

woman

impossible

years

sport

21. My mother is a beautiful _____.

22. Mario is seven _____ old.

23. Soccer is a popular _____.

24. It's _____ to see a cat flying.

25. We must not _____ big cats.

expensive

impossible

plan

early

popular

26. Shakira is a _____ woman.

27. Wow! That Ferrari must be really _____.

28. Every weekday I must get up _____.

29. We have a new _____ for this vacation time.

30. It's _____ to see a cat flying.



UNIDAD EDUCATIVA PARTICULAR BILINGÜE JEFFERSON
REINFORCEMENT ACTIVITIES
3rd GRADE

E. ✍ CLASSIFY THE FOLLOWING WORDS

CELEBRATE	BAGPIPES	PLAYER	SIP	TUBE
EXPERIMENT	ENTERTAIN	CRY	STICK	HOST
CONCENTRATE	FARMER	DELIVER	RING	TEA
EXCHANGE	STATUE	CHIMES	BOOST	LEAP
INCHWORM	LOG	TEAM	COW	

PEOPLE _____

ANIMALS _____

ACTIONS _____

THINGS _____



UNIDAD EDUCATIVA PARTICULAR BILINGÜE JEFFERSON
REINFORCEMENT ACTIVITIES
3rd GRADE

DECODING

**A. Circle with RED COLOR the words with short vowel e,
and with BLUE COLOR the words with short vowel o.**

PAN	FIT	WIN	CAP	RIP
BELL	FAN	MAP	NEST	LOCK
SIT	WEB	RED	TOP	CAT
FOX	MOP	FIN	MAT	CLIP

B. Write a RHYMING WORD next to the following ones.

EXAMPLE: WAG FLAG BAG

- | | | |
|---------------|-------------|-------|
| 1. PAN | MAN | _____ |
| 2. SIT | HIT | _____ |
| 3. MAP | RAP | _____ |
| 4. CAT | FAT | _____ |
| 5. FIN | GRIN | _____ |
| 6. RIP | FLIP | _____ |



UNIDAD EDUCATIVA PARTICULAR BILINGÜE JEFFERSON
REINFORCEMENT ACTIVITIES
3rd GRADE

**C. Circle with RED COLOR the words with long vowel a-e,
and with BLUE COLOR the words with long vowel o-e.**

CANE

RAKE

BELL

CAP

HOLE

NEST

FAKE

TOP

FIT

MAT

FAN

ROSE

WEB

LOCK

MOP

TONE

BONE

CLIP

CONE

RED



UNIDAD EDUCATIVA PARTICULAR BILINGÜE JEFFERSON
REINFORCEMENT ACTIVITIES
3rd GRADE

D. Write a RHYMING WORD next to the following ones.

BIKE	POLE	CUBE	RAKE	ROSE	CUTE
------	------	------	------	------	------

1. FAKE _____

2. HIKE _____

3. HOSE _____

4. TUBE _____

5. HOLE _____

6. FLUTE _____

E. Add the correct INFLECTIONAL (-ed and -ing)to each word.

EX. OPEN

OPENED

OPENING

1. WALK

2. JUMP

3. KICK

4. PLAY

5. MIX

6. TALK



UNIDAD EDUCATIVA PARTICULAR BILINGÜE JEFFERSON
REINFORCEMENT ACTIVITIES
3rd GRADE

F. Write the PLURAL (-s or –es) to each word.

SINGULAR

PLURAL

1. Duck

2. Box

3. Glass

4. Shell

5. Sock

6. Buzz

G. Add the correct INFLECTIONAL (-ed and –ing)to each word.

EX. HIKE

HIKED

HIKING

1. LOVE

2. TAPE

3. BAKE

4. SAVE

5. DANCE

6. SMOKE



UNIDAD EDUCATIVA PARTICULAR BILINGÜE JEFFERSON
REINFORCEMENT ACTIVITIES
3rd GRADE

H. Look at the example. **DIVIDE** the words into **SYLLABLES**.

Example: **CHAPTER** *chap - ter*

1. **PICNIC** _____

2. **PENCIL** _____

3. **CIRCUS** _____

4. **NUMBER** _____

5. **MARKER** _____

6. **FINGER** _____

I. Add the correct **INFLECTIONAL** (**-es** and **-ed**) to each word.

EX. CARRY **CARRIES** **CARRIED**

1. **HURRY** _____ _____

2. **CRY** _____ _____

3. **TRY** _____ _____

4. **COPY** _____ _____



UNIDAD EDUCATIVA PARTICULAR BILINGÜE JEFFERSON
REINFORCEMENT ACTIVITIES
3rd GRADE

J. Look at the example. Add –ed or –ing to the words.

EX. HOP

HOPPED

HOPPING

1. NAP

2. WAG

3. CLAP

4. PLAN

5. HUM

6. RUB

K. Look at the example. Circle the word that shows the word correctly divided into syllables.

EX. DOCTOR

DO-CTOR

DOC-TOR ✓

1. FINGER

FIN-GER

FI-NGER

2. BASKET

BAS-KET

BASK-ET

3. PLENTY

PLE-NTY

PLEN-TY

4. ALMOST

ALMO-ST

AL-MOST

5. CIRCUS

CIR-CUS

CI-RCUS

6. PENCIL

PENC-IL

PEN-CIL

7. MARKER

MA-RKER

MAR-KER



UNIDAD EDUCATIVA PARTICULAR BILINGÜE JEFFERSON
REINFORCEMENT ACTIVITIES
3rd GRADE

L. ADD the correct prefixes to the words.

<p>re = again un = not mis = bad or wrong</p>
--

1. Not happy _____
2. Tell again _____
3. Lead badly _____
4. Not kind _____
5. Fill again _____
6. Understand wrongly _____

M. ✎ Write the correct contractions 'm, 's, 're.

1. I am _____
2. He is _____
3. They are _____
4. You are _____
5. It is _____
6. We are _____



UNIDAD EDUCATIVA PARTICULAR BILINGÜE JEFFERSON
REINFORCEMENT ACTIVITIES
3rd GRADE

READING COMPREHENSION



Skill Reminder

The **characters** are the people and animals who do and say things in a story.

Read the story.



Timmy and Tammy

Timmy and Tammy like to swim. They both swim laps. Timmy likes to swim on his back, but Tammy does not. Tammy likes to swim on her side. Tammy claps when Timmy swims. When Tammy swims, Timmy yells, “Go Tammy!” Timmy and Tammy win many ribbons. They help each other swim better.

Fill in the chart to tell what the characters like TO DO.

Timmy	Tammy



UNIDAD EDUCATIVA PARTICULAR BILINGÜE JEFFERSON
REINFORCEMENT ACTIVITIES
3rd GRADE

1. **PLOT**


Everything that happens in a story is called the **plot**. The plot has a beginning, middle, and end. A problem is stated in the beginning. Characters deal with the problem in the middle. The problem is solved in the end.

Read the story.

Turtle was sad. He could not find his glasses. Snail said he would help Turtle find them. They looked on the ground. They even looked by the pond where Turtle had been swimming.

Just then Snail looked up. "I think I see something," he said. "Your glasses are on top of your back!"

"Oh, now I remember," said Turtle. "I put them there so they would not get wet!"



Fill in the chart to tell what happened in the beginning, middle and end of the story.

beginning, middle, and end of the story.

Beginning

Middle

End




2. FICTION AND NONFICTION



Skill Reminder

Nonfiction stories have facts. **Fiction** means that a story is made up and not real.



Read the stories.

Hippos

Hippos are big animals. They can move on land and swim in water. They eat many pounds of plants each day. Hippos sleep in the daytime.

Henry and Edna

Henry Hippo has a friend named Edna. Edna likes to sit on Henry's head. One day, Henry got lost. Edna hopped on Henry's head. From there she could see which way to go.

Write **THE NAME OF THE STORY** in the correct place.

Fiction	Nonfiction